



Mi·Light Subordinate New Brand

Smart LED Strip Controller

Model No.: FUT035 / FUT036

Dual White LED Strip Controller

Model No.: FUT035

Working Voltage: DC12V~24V

Output Max: 12A/Channel

Total Output: Max 12A

Working Temperature: -20~60°C

RF: 2.4GHz

Transmitting power: 6dBm

Max Controlling Distance: 30m

Output Connection: Common anode



Color temperature adjustable



Remote control
Control distance 30m



Dimmable control



Smartphone APP control
(2.4GHz gateway is needed)

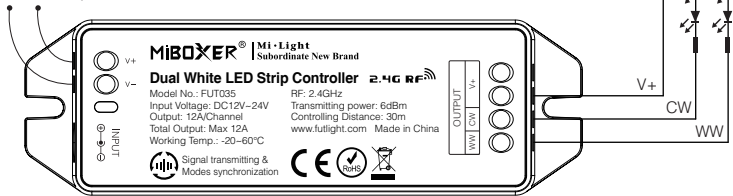


2.4G RF wireless transmission technology



Support third party voice control
(2.4GHz gateway is needed)

V- V+ Input: DC12V/24V



Single Color LED Strip Controller

Model No.: FUT036

Working Voltage: DC12V~24V

Output: Max 12A

Working Temperature: -20~60°C

RF: 2.4GHz

Transmitting power: 6dBm

Max Controlling Distance: 30m

Output Connection: Common anode



Dimmable control



Smartphone APP control
(2.4GHz gateway is needed)



2.4G RF wireless transmission technology

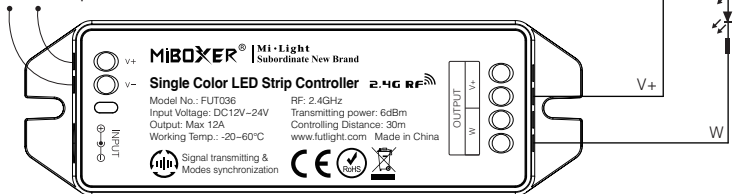


Support third party voice control
(2.4GHz gateway is needed)



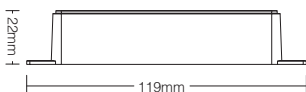
Remote control
Control distance 30m

V- V+ Input: DC12V/24V



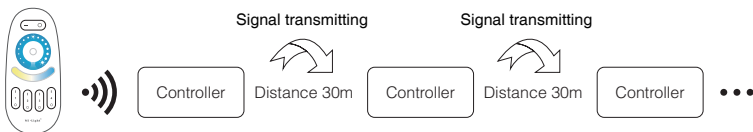
Introduction

Controller adopt the widely used 2.4GHz wireless technology with the features of low power consumption, long signal transmitting and strong anti-interference, etc. Controller has auto-transmitting and auto-synchronizing function. Widely used on the controlling of hotel lighting and home lighting.



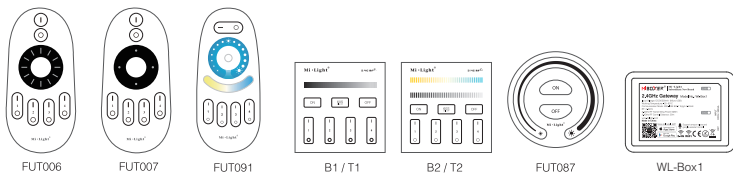
Signal transmitting

One strip controller can transmit the signals from the remote control to another controller within 30m, as long as there is a strip controller within 30m, the remote control distance can be limitless.



Link/Unlink

Compatible with these remote controls (Purchased separately)



Lighting can be working after linking with remote; for more details, pls read the remote instruction.

Attention

1. Please check whether the input voltage of the constant voltage power supply is in accordance with the controller, and please check the connection of both the cathode and anode, otherwise the controller will be broken.
2. Please don't connect wires with power on. Please turn on again only when it is in right connection and no short circuit.
3. Please do not use the controller in the place with widely range metal area or strong electromagnetic wave nearby, otherwise, the remote distance will be seriously affected .



www.futlight.com
Made in China



Signal transmitting &
Modes synchronization